
S P E C I F I C A T I O N

Polyvinyl chloride insulated flexible cords **【Soft type】**
S - V C T F

M I T S U B O S H I C O . , L T D .

No.

PN-040000C

SPECIFICATION

MITSUBOSHI CO., LTD.

Name of Manufacture

Polyvinyl chloride insulated flexible cords **【Soft type】**

Applicable Standards

JIS C 3005, JIS C 3102, JIS C 3306

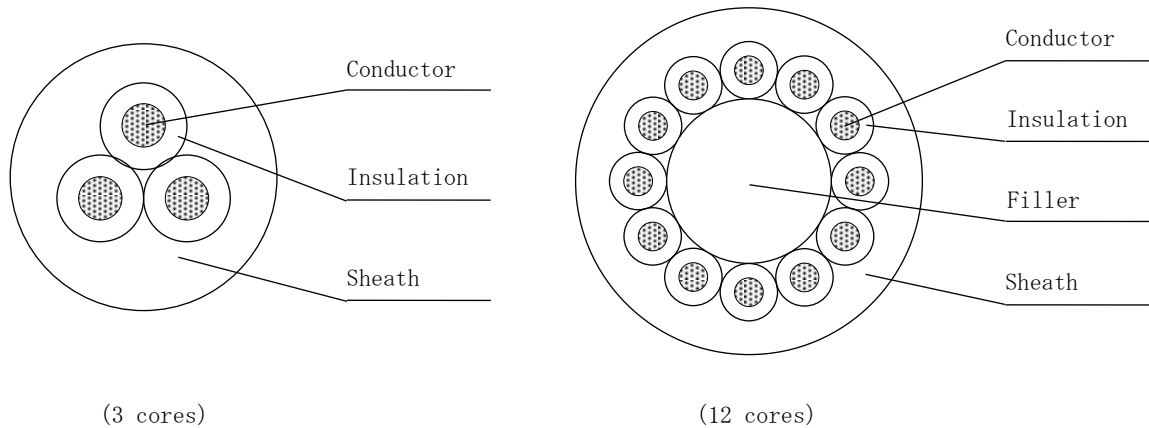
Electrical appliance and material safety law, Technical standards for electrical installations

1. Scope

This Specification covers quality level of S-VCTF
 used in power supply circuit of portable electrical machinery and apparatus not higher than 300V.
 However, 0.3, 0.5mm² is limited to the use of less than 100V.

2. Construction and Materials

(Construction)



- 2.1 Conductor A stranded wire is composed of the annealed copper wire specified in JIS C 3102.
- 2.2 Insulation Polyvinyl chloride compound
 The average thickness of the insulation is not less than 90% of the value in Attached Tables. The minimum thickness of the insulation is not less than 80% of the value in Attached Tables.
- 2.3 Identification of cores Identification of cores are made by the color of insulation.
- 2.4 Stranding of cores As the need arises, cores are stranded with a suitable filler.
- 2.5 Sheath Polyvinyl chloride compound (Soft type)
 The average thickness of sheath is not less than 90% of the value in Attached Tables. The minimum thickness of sheath is not less than 70% of the value in Attached Tables.

3. Characteristics

Item	Characteristics	Test method
Appearance	The surface be smooth and there is not a flaw in case of use.	JIS C 3005 4.1
Construction	It depends on the Attached Table with structure and size.	JIS C 3005 4.3
Conductor resistance (at 20°C)	Not more than the value in Attached Table.	JIS C 3005 4.4
Dielectric withstand voltage (in water)	Capable of withstanding 1000V for 1min.	JIS C 3005 4.6 a)
Insulation resistance (at 20°C)	Not less than the value in Attached Table.	JIS C 3005 4.7.1 a)

4. Marking on cable

The following information is continuously marked on cable.

- ① The symbol of the cable
- ② Nominal sectional area
- ③ Manufacture's name or abbreviation

Example: 【0.3~0.5mm²】

★★ MITSUBOSHI Size 【Year of manufacture】

【0.75~5.5mm²】


<PS>E JET MITSUBOSHI ★★ スターワット S-VCTF Size 【Year of manufacture】

5. Length and packaging

According to the Attached Table.

6. Marking on package

The following information is marked on package.

- ① The symbol of the cable
- ② Number of cores and nominal sectional area
- ③ Length
- ④ Month and year of manufacture or Lot No.
- ⑤ Manufacture's name
- ⑥  J E T (only apply to Electrical Appliance and Material Safety Law)

Attached Table 1 : Construction, Size, Weight, and electric characteristic

0. 5 mm²

Number of core	Conductors		Insulation		Sheath	Overall diameter (approx.) (mm)	Approx. mass (kg/km)	Conductor resistance 20°C (Ω/km)	Insulation resistance 20°C (MΩ·km)	Standard Unit length And packaging
	Composition	Outside diameter (approx.) (mm)	Thickness (approx.) (mm)	Outside diameter (approx.) (mm)	Thickness (approx.) (mm)					
2	(A) 20/0.18	0.9	0.5	1.9	1.0	5.8	43	37.8	5	100m Bundle
3					1.0	6.1	51			
4					1.0	6.6	61			

0. 75 mm²

Number of core	Conductors		Insulation		Sheath	Overall diameter (approx.) (mm)	Approx. mass (kg/km)	Conductor resistance 20°C (Ω/km)	Insulation resistance 20°C (MΩ·km)	Standard Unit length And packaging
	Composition	Outside diameter (approx.) (mm)	Thickness (approx.) (mm)	Outside diameter (approx.) (mm)	Thickness (approx.) (mm)					
2	(A) 30/0.18	1.1	0.6	2.3	1.0	6.6	60	25.1	5	100m Bundle
3					1.0	7.0	70			
4					1.0	7.6	85			
5					1.0	8.2	100	25.6		
6					1.0	8.9	120			
7					1.0	9.6	140			
8					1.0	10.3	160			
10					1.0	11.8	205			
12					1.0	13.2	255			
16					1.0	13.0	265			
20					1.1	14.7	330			

1. 25 mm²

Number of core	Conductors		Insulation		Sheath	Overall diameter (approx.) (mm)	Approx. mass (kg/km)	Conductor resistance 20°C (Ω/km)	Insulation resistance 20°C (MΩ·km)	Standard Unit length And packaging
	Composition	Outside diameter (approx.) (mm)	Thickness (approx.) (mm)	Outside diameter (approx.) (mm)	Thickness (approx.) (mm)					
2	(A) 50/0.18	1.5	0.6	2.7	1.0	7.4	80	15.1	5	100m Bundle
3					1.0	7.8	95			
4					1.0	8.5	115			
5					1.0	9.3	140	15.4		
6					1.0	10.1	165			
7					1.0	10.9	195			
8					1.0	11.7	220			
10					1.1	13.6	290			
12					1.1	15.3	360			
16					1.1	15.1	380			
20					1.2	17.0	475			

2 mm²

Number of core	Conductors		Insulation		Sheath	Overall diameter (approx.) (mm)	Approx. mass (kg/km)	Conductor resistance 20°C (Ω/km)	Insulation resistance 20°C (MΩ·km)	Standard Unit length And packaging
	Composition	Outside diameter (approx.) (mm)	Thickness (approx.) (mm)	Outside diameter (approx.) (mm)	Thickness (approx.) (mm)					
2	(A) 37/0.26	1.8	0.6	3.0	1.0	8.0	100	9.79	5	100m Bundle
3					1.0	8.5	120			
4					1.0	9.2	150			
5					9.98	1.0	10.1	180		
6						1.0	11.0	215		
7						1.0	11.9	255		
8						1.0	12.8	290		
10						1.1	14.9	380		
12						1.2	17.0	485		
16					1.2	16.8	520			
20					1.2	18.6	640			

3. 5 mm²

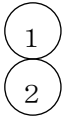
Number of core	Conductors		Insulation		Sheath	Overall diameter (approx.) (mm)	Approx. mass (kg/km)	Conductor resistance 20°C (Ω/km)	Insulation resistance 20°C (MΩ·km)	Standard Unit length And packaging
	Composition	Outside diameter (approx.) (mm)	Thickness (approx.) (mm)	Outside diameter (approx.) (mm)	Thickness (approx.) (mm)					
2	(A) 45/0.32	2.5	0.6	3.7	1.0	9.4	145	5.24	5	100m Bundle
3					1.0	10.0	185			
4					1.0	10.9	230			

5. 5 mm²

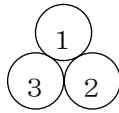
Number of core	Conductors		Insulation		Sheath	Overall diameter (approx.) (mm)	Approx. mass (kg/km)	Conductor resistance 20°C (Ω/km)	Insulation resistance 20°C (MΩ·km)	Standard Unit length And packaging
	Composition	Outside diameter (approx.) (mm)	Thickness (approx.) (mm)	Outside diameter (approx.) (mm)	Thickness (approx.) (mm)					
2	(A) 70/0.32	3.1	0.8	4.7	1.0	11.4	220	3.37	5	100m Bundle
3					1.0	12.1	280			
4					1.1	13.5	355			

Identification of cores

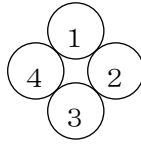
2



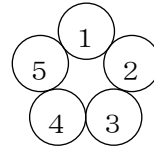
3



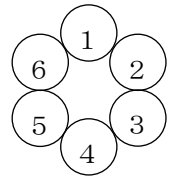
4



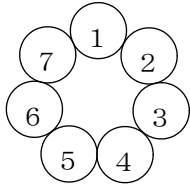
5



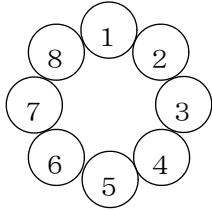
6



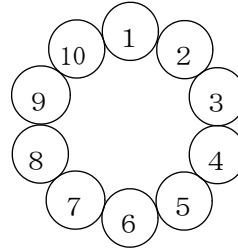
7



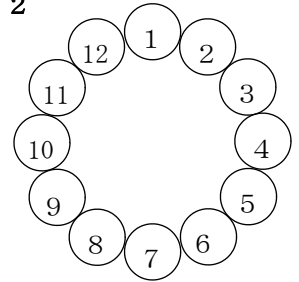
8



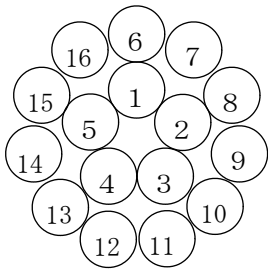
10



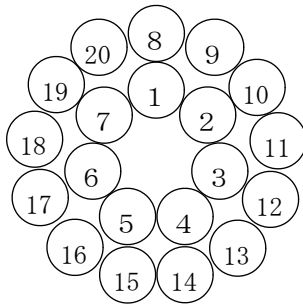
12



16



20



Number of core	1	2	3	4	5	6	7	8	9	10
Core color or line color/ core color	Black	White	Red	Green	Yellow	Brown	Blue	Gray	Orange	Light Green
Number of core	11	12	13	14	15	16	17	18	19	20
Core color or line color/ core color	Pink	Light Blue	Black/ White	Black/ Red	Black/ Green	Black/ Yellow	Black/ Brown	Black/ Blue	Black/ Gray	Black/ Orange